

SCIENTIFIC REPORTS



OPEN

Evaporation of inclined water droplets

Jin Young Kim*, In Gyu Hwang* & Byung Mook Weon

Received: 07 September 2016

Accepted: 18 January 2017

Published: 16 February 2017

When a drop is placed on a flat substrate tilted at an inclined angle, it can be deformed by gravity and its initial contact angle divides into front and rear contact angles by inclination. Here we study on evaporation dynamics of a pure water droplet on a flat solid substrate by controlling substrate inclination and measuring mass and volume changes of an evaporating droplet with time. We find that complete evaporation time of an inclined droplet becomes longer as gravitational influence by inclination becomes stronger. The gravity itself does not change the evaporation dynamics directly, whereas the gravity-induced droplet deformation increases the difference between front and rear angles, which quickens the onset of depinning and consequently reduces the contact radius. This result makes the evaporation rate of an inclined droplet to be slow. This finding would be important to improve understanding on evaporation dynamics of inclined droplets.

A droplet is an important element for inkjet printing, painting, and coating technologies that utilize a small volume of colloidal drops^{1–8}. Evaporation of a droplet is an essential physical process in controlling final deposit patterns of colloids from suspensions, where colloids are uniformly dispersed into a liquid^{2,9}. A variety of, particularly ring-like, deposit patterns are formed when colloids are left during evaporation on a flat surface from colloidal suspension droplets, as well known as the coffee-ring effect². Evaporation of sessile droplets with a spherical cap shape is well studied theoretically, experimentally, and numerically. For instance, evaporation rates for spherical water droplets are known to depend on contact radius, contact angle, relative humidity, saturated vapor concentration, and vapor diffusivity^{1,10}.

In practice, raindrops or engineered droplets can be deformed by various reasons such as gravitational influences and surface imperfections^{11–14}. Generally, a droplet is deformed by gravity when its size exceeds a characteristic size, called the capillary length (l_c , i.e. ~ 2.7 mm for pure water¹⁵). Droplet deformation is determined by competition between surface tension and gravitational force: asphericity increases with drop size. Evaporation of a deformed droplet can be different for that of a spherical droplet, but not clearly understood yet because of geometry complexity of a deformed droplet³. A droplet that is slightly larger than l_c and placed on an inclined surface can be asymmetric in shape and its static contact angle divides into front and rear contact angles by inclination. The angle of inclination determines the shape of the droplet. For an inclined droplet, there must exist a larger (θ_f = front) contact angle and a smaller (θ_r = rear) contact angle, which are than its equilibrium contact angle (θ_{eq}) that is radially identical for no inclination^{16–18}. Droplet evaporation on inclined surfaces has been not well explored, except for a recent experimental study³, demonstrating that the coffee-ring patterns for an inclined surface can be produced differently from that for no inclination: the ring patterns that are deposited on an inclined surface are not uniform radially.

In this work, we experimentally study on how gravity-induced deformation can alter evaporation dynamics of water droplets on inclined surfaces, particularly by modifying pinning-depinning dynamics of droplets that possess front and rear contact angles. On controlling substrate inclination to be 0, 45, 90, 135, and 180 degrees ($\phi = 0, \pi/4, \pi/2, 3\pi/4, \text{ and } \pi$, respectively), we measured mass and volume changes of an evaporating droplet with time and analyzed complete evaporation time (lifetime) by varying substrate inclination under gravity. The gravity itself does not change the evaporation dynamics directly^{19,20}, whereas the gravity-induced deformation increases the difference between front and rear angles, which quickens the onset of depinning and consequently reduces the evaporation rate of an inclined droplet.

Results

Evaporation of inclined droplets. We controlled experimental conditions to explore gravitational influence on evaporation dynamics of an inclined droplet. A pure water droplet with an initial $8 \mu\text{l}$ volume was placed

Soft Matter Physics Laboratory, School of Advanced Materials Science and Engineering, SKKU Advanced Institute of Nanotechnology (SAINT), Sungkyunkwan University, Suwon 16419, Korea. *These authors contributed equally to this work. Correspondence and requests for materials should be addressed to B.M.W. (email: bmweon@skku.edu)

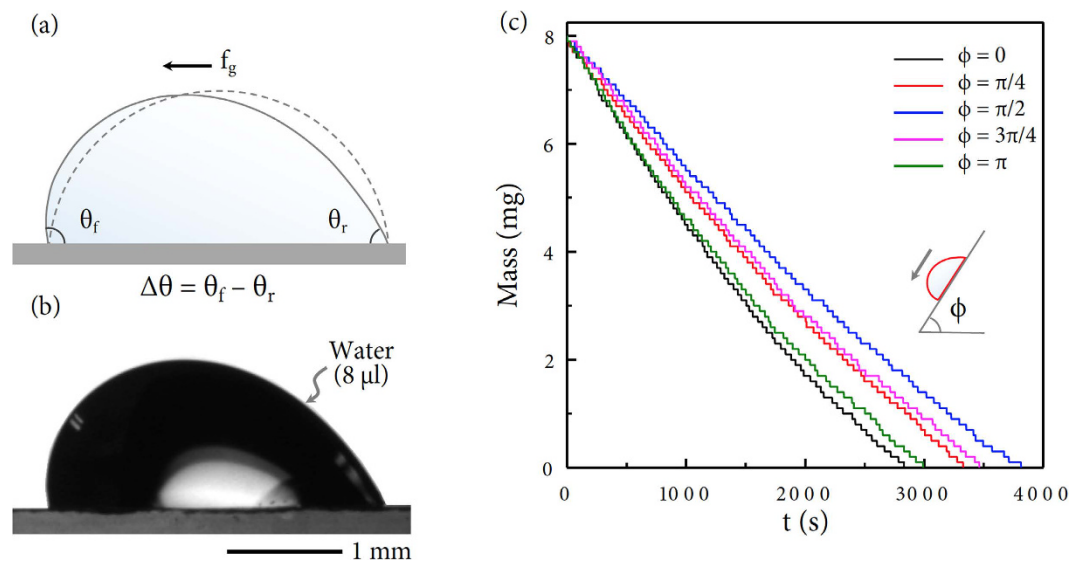


Figure 1. Experimental approach. (a) The gravitational force f_g can deform the spherical droplet (depicted as the solid profile) into the inclined asymmetric shape (depicted as the dashed profile) to exhibit front (θ_f) and rear (θ_r) contact angles. (b) The side profile of a pure water droplet at $\phi = \pi/2$ was taken with the drop shape analyzer. The initial volume to be $8 \mu\text{l}$ was controlled for comparison in all experiments. (c) The mass change during evaporation was monitored with the electronic balance. As the substrate becomes inclined at angle ϕ , the mass of the inclined droplet monotonically decreases with time during evaporation. Interestingly the droplet at $\phi = \pi/2$ has the longest lifetime. This dataset demonstrates that the evaporation rate of the inclined droplet varies with the inclined angle of the substrate.

on a clean glass substrate. A nearly spherical water droplet at no inclination was then influenced by gravity to exhibit front (θ_f) and rear contact angles (θ_r) by tilting the substrate, as illustrated in Fig. 1(a). The difference of front and rear contact angles $\Delta\theta$, called the contact angle hysteresis, is dependent upon the gravitational force f_g . Here gravity slightly deforms the shape of the droplet, as demonstrated for an inclined droplet at angle $\phi = \pi/2$ in Fig. 1(b). On tilting the substrate, the mass and the volume of the droplet could be measured with the drop shape analyzer and the electronic balance. The measurement was repeated for individual droplets with inclined angles, as representatively depicted in Fig. 1(c). For each inclined angle, a droplet was selected for demonstration because its lifetime is close to the average lifetime. Here, the lifetime of the inclined droplet varies with the inclined angle of the substrate.

Lifetime of inclined droplets. The droplet lifetime t_F until complete evaporation for $8\text{-}\mu\text{l}$ -volume pure water droplets at different inclined angles is summarized in Fig. 2(a), taken from the mass evolution data with the electronic balance. The each lifetime t_F was measured at time for the mass to be zero, as illustrated in Fig. 2(b). The statistics for the lifetime is described in the error bars, taken from quite a number of datasets (ranging from 17–24 droplets) in order of $\phi = 0, \pi/4, \pi/2, 3\pi/4$, and π , respectively. It is noteworthy that the lifetime of the inclined droplet changes with the inclined angle of the substrate: particularly, the lifetime at $\phi = \pi/2$ is the longest, corresponding to the strongest gravitational influence on the vertical substrate. The force acting the droplet on the inclined surface $f = f_g \sin \phi$ where $f_g = mg$ (with $m = \text{mass}$ and $g = \text{gravitational acceleration}$)^{11,17,18} is maximized as the inclined angle reaches the right angle ($\phi \rightarrow \pi/2, \sin \phi \rightarrow 1$). This result implies that the lifetime of the inclined droplet becomes longer as the gravitational influence becomes stronger. High similarity in the lifetime appears between $\phi = 0$ and π as well as between $\phi = \pi/4$ and $3\pi/4$, because of the identical gravitational influences ($\sin 0 = \sin \pi$ and $\sin(\pi/4) = \sin(3\pi/4)$). Interestingly, the lifetime of the droplet beneath the substrate for $\phi = 3\pi/4$ and π is slightly longer than that on the substrate for $\phi = 0$ and π . The gravitational effect on the lifetime diminishes at the late stage of evaporation because the droplet size becomes smaller than the capillary length¹⁵. These lifetime results demonstrate that the evaporation behavior of the inclined droplet is strongly dependent upon the substrate inclination unless the droplet size is smaller than the capillary length.

Pinning-depinning transition. The shape and the volume changes of the droplet with the substrate inclination are shown in Fig. 3, taken from the side profile images of the droplet by utilizing the drop shape analyzer. The time scale is normalized by dividing the evaporation time by the lifetime (t/t_F). Interestingly, for an $8\text{-}\mu\text{l}$ -volume pure water droplet at $\phi = 0$ (no inclination), the initial contact line is pinned until $t/t_F = 0.25$ and then depinned after $t/t_F = 0.5$: it eventually almost disappears at $t/t_F = 0.95$. This behavior at $\phi = 0$ similarly occurs for the droplet at $\phi = \pi$. Since the substrate inclination changes the shape of the droplet, the initially nonspherical droplets are found at $\phi = \pi/4, \pi/2$, and $3\pi/4$. As the inclined angle approaches to the right angle, the force acting the droplet increases and deforms the shape of the droplet. The gravitational influence alters the pinning-depinning behavior of the inclined droplet²¹. As shown in Fig. 3, the depinning phenomenon significantly takes place at rear contact

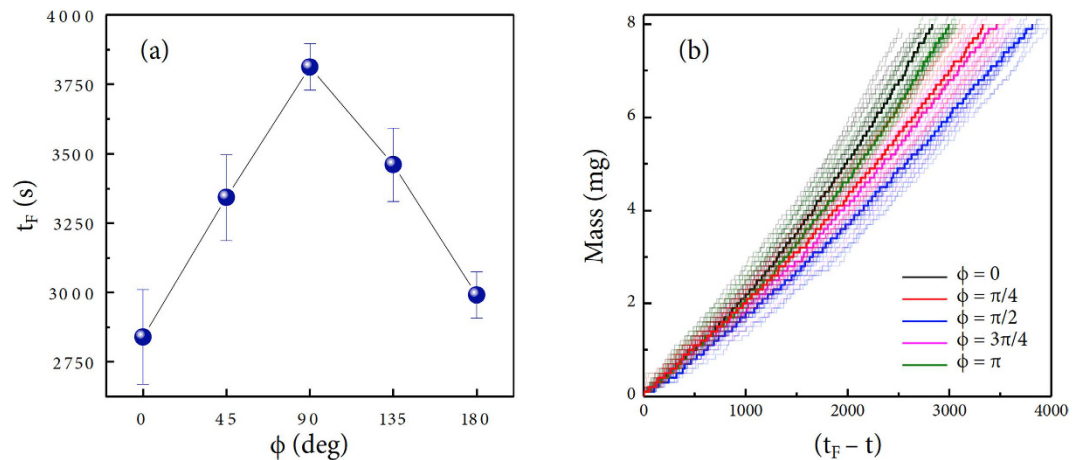


Figure 2. Lifetime and evaporation dynamics. (a) The droplet lifetime t_F until complete evaporation for 8- μ l-volume pure water droplets at different inclined angles ϕ . The original lifetime value for the individual inclined droplet was measured at time for the mass to be zero, as shown in (b). The error bars were taken from quite a number of datasets (ranging from 17~24 droplets for each angles). (b) The merged mass change data in order of $\phi = 0, \pi/4, \pi/2, 3\pi/4$, and π , respectively. It is noteworthy that the lifetime at $\pi/2$ is the longest. This result demonstrates that the evaporation behavior of the inclined droplet is strongly dependent upon the substrate inclination and hence the gravitational influence. The bold lines represent selected droplets for each inclined angle, because their lifetime is close to the average lifetime.

angles (at the right side), rather than front contact angles (at the left side), as demonstrated as the apparent leftward shift of the droplet, implying that the rear contact angle is able to be depinned first by inclination under gravity.

Inverse proportion of lifetime and pinning-depinning transition. To gain additional insight into the pinning-depinning transition by varying the substrate inclination, we measured the onset time of depinning t_D for the inclined droplet in Fig. 4(a), showing how rapidly the pinning-depinning transition takes place. Here the observed t_D values clearly vary with the inclined angles: particularly, the inclination dependence of t_D in Fig. 3(a) is in inverse proportion to that of t_F in Fig. 2(a). In addition, the inclination affects the initial difference of front and rear contact angles, $\Delta\theta_0$, [Fig. 4(b)] particularly in the reverse direction with t_D [Fig. 4(a)]. The inverse proportion in t_F and t_D as well as the longest t_F , the shortest t_D , and the largest $\Delta\theta_0$ at $\phi = \pi/2$ would be associated with the maximization of the gravitational influence by inclination.

Discussion

To explain the inverse proportion between the lifetime [Fig. 2(a)] and the pinning-depinning transition [Fig. 4(a)], we need to find out better explanation to connect the droplet geometry with the evaporation mode. However it is yet difficult to establish a theoretical model for the evaporation rate of the inclined droplet because of the complexity in the shape of the droplet and the pinning-depinning transition.

According to the general evaporation equation, the evaporation rate of the spherical sessile droplet depends on the initial contact angle θ_0 and the lifetime of the spherical droplet is nearly deterministic as a function of $\theta_0^{1,4,6,10}$. Contrary to the spherical droplet, the average initial contact angle $\langle\theta_0\rangle$ for the inclined droplet, taken by averaging θ_f and θ_r at the initial time, has no relevance with the inclination dependences of the lifetime [Fig. 2(a)], the pinning-depinning transition [Fig. 4(a)], and the initial angle difference [Fig. 4(b)]. Interestingly the $\langle\theta_0\rangle$ value gradually decreases with the inclined angle, as can be seen in Fig. 4(c). The gradual decrease of the average initial angle $\langle\theta_0\rangle$ with the inclined angle is due to the gravity-induced sagging effect²² which is minimized at $\phi = 0$ and maximized at $\phi = \pi$ (see a similar observation²³).

The evaporation rate of the inclined droplet shall be proportional to the contact radius as $-dv/dt \propto 2\pi R^{1,4,6,10}$. This proportion is associated with the diffusion-limited evaporation by which the highest evaporative flux exists at the contact line³. The pinning-depinning transition is an important phenomenon that takes place at the contact line and that influences the contact radius, which is crucial to determine the evaporation lifetime²⁴. The contact-line diameter $2R$ and the average contact angle $\langle\theta\rangle$ were measured and demonstrated in Fig. 5(a,b) from the representative droplets of Fig. 1(c). Here the evaporating droplet at $\phi = \pi/4, \pi/2$, and $3\pi/4$ exhibits a mixed evaporation mode, where the contact radius R and the contact angle θ simultaneously vary with time²⁴. The evaporation mode found for $\phi = 0$ and π shows a typical combined mode, where the contact line is initially pinned and in turn depinned after the pinning-depinning transition time. The occurrence of the combined or the mixed mode is attributed to the complexity in the pinning-depinning transition with the substrate inclination.

A recent work has developed a theoretical master curve for the droplet lifetime, which is available for the pinning, the receding, and the combined modes⁵. Particularly for a droplet with initial contact angles of $\pi/2$, consistent with our droplets, the droplet lifetime at the combined mode is almost identical to the lifetime at the single receding mode⁵. For the receding mode based on the spherical cap geometry, the evaporation rate is expressed as

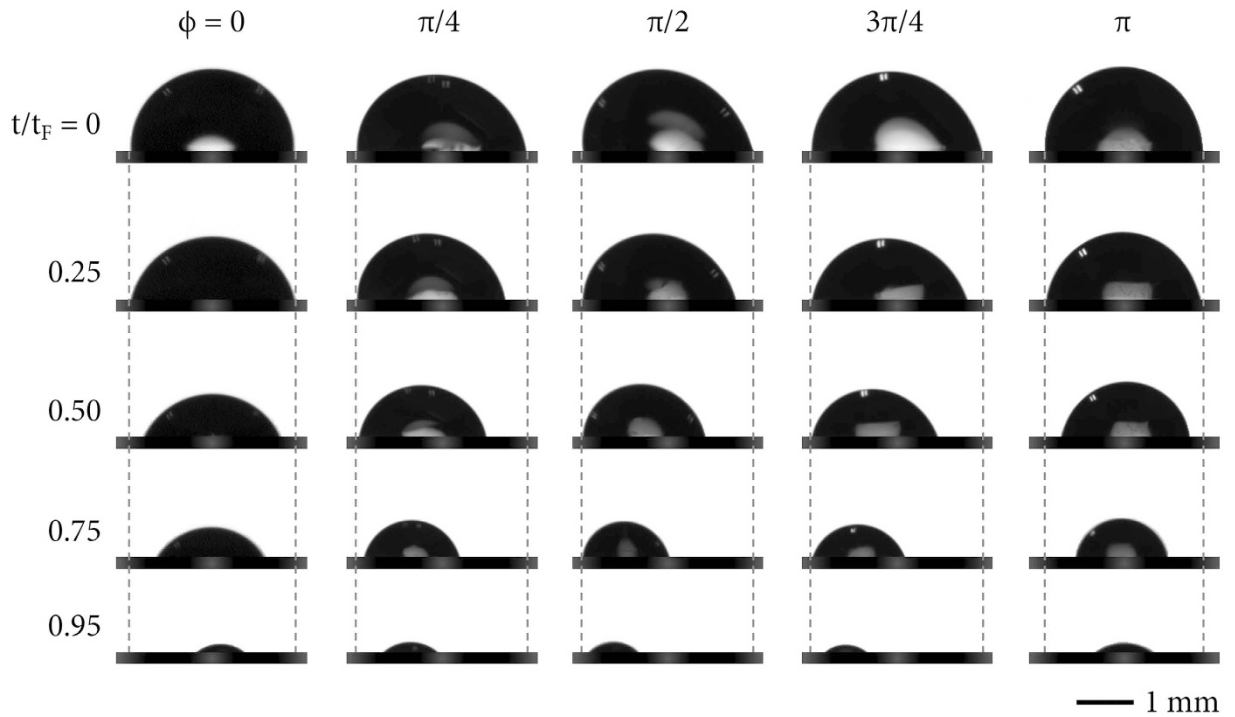


Figure 3. Pinning-depinning transition. The shape and the volume changes of the droplet with the substrate inclination were taken from the side profile images of the droplet by utilizing the drop shape analyzer. The time scale is normalized by dividing the evaporation time by the lifetime t/t_F for comparison.

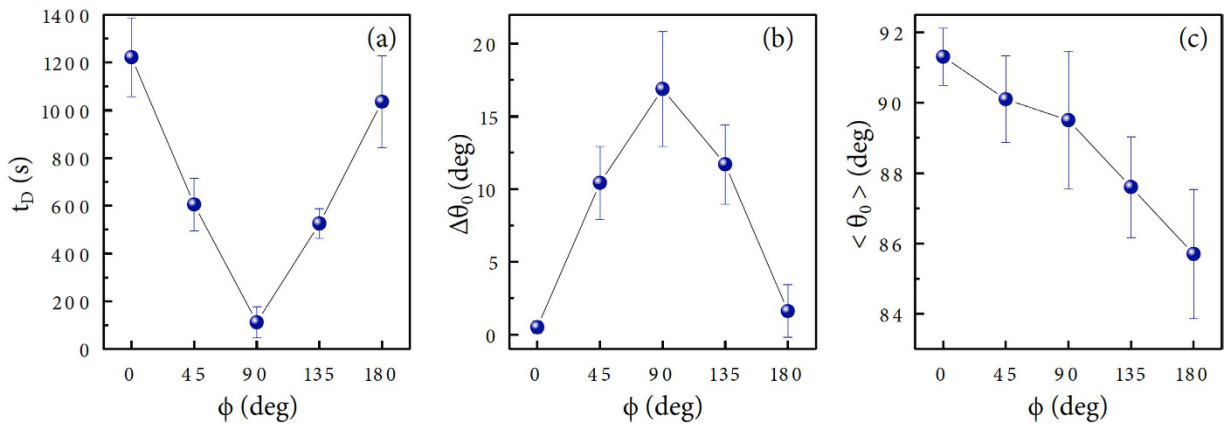


Figure 4. Correlation between depinning occurrence and contact angles. (a) The onset time of depinning t_D for the inclined droplet shows an inverse proportion to the droplet lifetime t_F in Fig. 2(a). (b) The initial contact angle hysteresis $\Delta\theta_0$ shows a normal proportion to the droplet lifetime. (c) The average initial contact angle $\langle\theta_0\rangle$ for the inclined droplet, taken by averaging θ_f and θ_r at the initial time, has no relevance with the lifetime, except showing a gradual decrease with the substrate inclination ϕ .

$-dv/dt = (4\pi R_s D/\rho)(c_s - c_\infty)f(\theta)$ where R_s is the radius of the sphere, D is the diffusion coefficient, c_s is the vapor concentration at the liquid surface, c_∞ is the vapor concentration at infinite distance, ρ is the liquid density, and $f(\theta)$ is a function of the contact angle of the droplet²⁵. The exact form of $f(\theta)$ is different to researchers (Picknett and Bexon²⁶, Rowan *et al.*²⁷, and Bourgès-Monnier and Shanahan²⁸).

The volume change with time for the receding mode can be simplified as $v^{2/3} = v_0^{2/3} - (2/3)kf(\theta)t$ where v_0 is the initial volume and k is a constant independent of the evaporation time^{1,25}. Despite the complexity in the droplet geometry and the pinning-depinning transition, we adopted the evaporation equation from the spherical cap geometry to describe the volume change of the inclined droplet as

$$v^{2/3} = v_0^{2/3} - (2/3)k_w t, \tag{1}$$

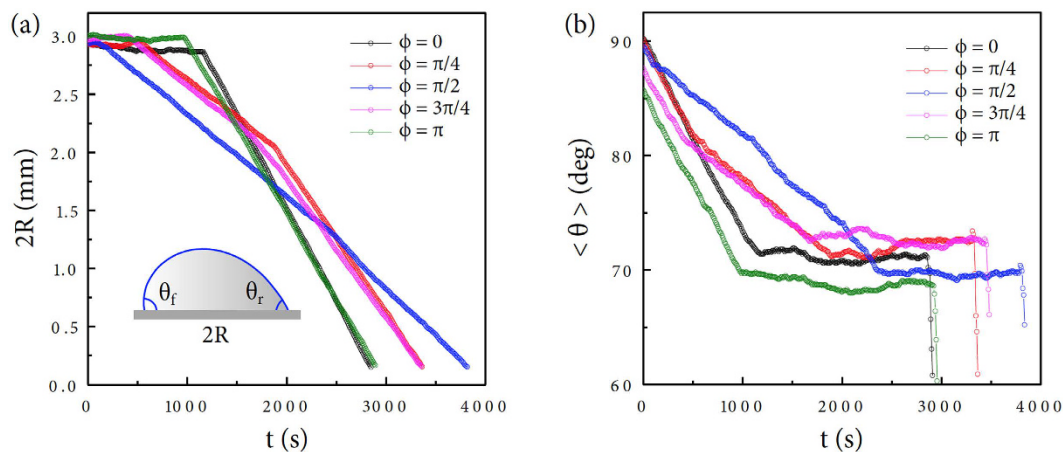


Figure 5. Complexity in evaporation dynamics. (a,b) The contact-line diameter $2R$ and the average contact angle $\langle \theta \rangle$ ($= \frac{\theta_f + \theta_r}{2}$) were measured from the movies for Fig. 3. The combined evaporation mode appears for the evaporation dynamics of the inclined droplet at $\phi = 0$ and π and the mixed evaporation mode at $\phi = \pi/4, \pi/2$, and $3\pi/4$.

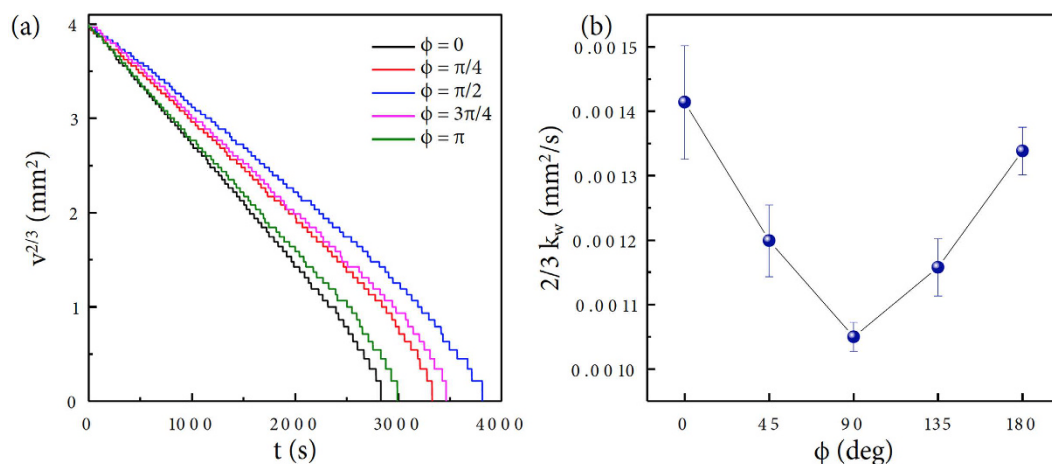


Figure 6. Empirical interpretation of evaporation rates. (a) The volume evolution data taken in Fig. 1(c) are rescaled to be $v^{2/3}$ versus t . Here, the nearly linear relation appears as $v^{2/3} = v_0^{2/3} - (2/3)k_w t$, where k_w is an experimental constant. (b) The evaporation rate constant $(2/3)k_w$ taken from all the tested droplets has an inverse proportion to the lifetime tendency in Fig. 2(a).

where k_w is an experimental constant²⁹. We converted the mass evolution data from Figs 1(c)–6(a) and estimated the slope to obtain the $(2/3)k_w$ value: this evaluation was repeated for all the tested droplets and summarized in Fig. 6(b). The measured $(2/3)k_w$ value can be used to evaluate how much gravity-induced droplet deformation changes the evaporation rate of the inclined droplet. This $v^{2/3}$ versus t relation indicates $v \rightarrow 0$ as $t \rightarrow t_f$ (the complete evaporation time)²⁹. The evaporation rate is taken as

$$-dv/dt = k_w v^{1/3}. \quad (2)$$

The evaporation rate would be proportional to the contact radius R of the inclined droplet. Here, $-dv/dt \propto v^{1/3}$ is mathematically consistent to $-dv/dt \propto 2\pi R$ because $R \propto v^{1/3}$.

The contact-line dependence of the evaporation rate as $-dv/dt \propto 2\pi R$ implies that the rapid pinning-depinning transition by inclination under gravity would be responsible for the long lifetime for the vertical substrate condition, because it is able to shrink the contact radius R , inevitably inducing the decrease of the evaporation rate. Consequently, the inverse proportion between the lifetime [Fig. 2(a)] and the depinning onset time [Fig. 4(a)] with the substrate inclination can be explained roughly by the contact-line dependence of the evaporation rate. For the inclined droplet, the gravity-induced substrate inclination would facilitate the pinning-depinning transition and thus can make the droplet to slowly evaporate.

Considering the possible onset of convection in the atmosphere which would enhance the evaporation^{8,30,31}, one may expect the onset of convection on the vertical substrate and the shorter lifetime than on the horizontal substrate. However, our experimental results clearly show that the lifetime of an evaporating droplet on a tilted substrate is controlled by the depinning dynamics of the contact line and not by the onset of convection. The depinning force f_d generates from the unbalanced Young's force as $f_d = 2R\gamma(\cos \theta_{rec} - \cos \theta_{eq})$ where θ_{rec} and θ_{eq} are the receding and the equilibrium contact angles and γ is the surface tension of water^{32–39}. Here the gravity force would reinforce the depinning force as $f_d + f_g \sin \phi$, which can facilitate the pinning-depinning transition time $t_{D,\phi}$ in order of $t_{D,\pi/2}$, $t_{D,3\pi/4} \approx t_{D,\pi/4}$, and $t_{D,\pi} \approx t_{D,0}$ [Fig. 4(a)]. The decreased $\langle \theta_0 \rangle$ with the inclined angle [Fig. 4(c)] would be responsible for the different pinning-depinning time as $t_{D,0} > t_{D,\pi}$ or $t_{D,\pi/4} > t_{D,3\pi/4}$ [Fig. 4(a)], because the initial rear contact angle is close to the receding contact angle under gravity.

Finally, we state that there would be a simple qualitative explanation for the experiments. Initially, the inclined droplet would be roughly at the marginal equilibrium: the front angle slightly below the advancing contact angle and rear angle slightly above the receding contact angle. As the contact line is pinned, the effect of evaporation at short time is to decrease both contact angles. The front angle stays within the advancing and the receding contact angles and the contact line at the front of the droplet would stay pinned. On the other hand, at some time given by the initial conditions and the rate of evaporation, the rear angle of the droplet becomes smaller than the receding contact angle and the contact line recedes. At this moment, the total evaporation rate decreases compared to that for the horizontal substrate because the radius of the wetted area is reduced. When both contact angles are below the receding angle, both contact lines would recede. Ultimately, for small droplets ($R < l_c$), there would be no effect of inclination by gravity. Presumably, the pinning-depinning time would be a function of how far from the receding contact angle is the rear angle of the inclined droplet in the beginning of the evaporation process.

To conclude, we presented an experimental study on how gravity-induced deformation can alter evaporation dynamics of droplets on inclined surfaces, particularly by modifying pinning-depinning dynamics of droplets that possess front and rear contact angles. Practically, raindrops or engineered droplets can be deformed by various reasons such as gravitational influences and surface imperfections. Droplet deformation and pinning-depinning transition would significantly contribute to the complexity of the droplet evaporation dynamics. Our finding would give better insight for explanation and prediction of the evaporation dynamics of the inclined droplet.

Methods

Evaporation experiments. All experiments were conducted at $25 \pm 2^\circ\text{C}$ and $30 \pm 2\%$ relative humidity. Pure (deionized) water was obtained from DI water system (ELGA) and the initial volume of the water droplet was controlled to be $8 \mu\text{l}$ for all experiments. For the mass evaluation, the electronic mass balance (EX224G, Ohaus) with 0.1 mg readability was utilized. Prior to evaporation, a $8\text{-}\mu\text{l}$ -volume pure water droplet was delivered from a micro pipette on the substrate. All droplets were gently put on the horizontal substrate before tilting the substrate to the correct inclination. The mass of the droplet was measured automatically for every 1 second during evaporation. For the shape and the volume evaluation, the drop shape analyzer (DSA25, Krüss) with back light and a CCD camera was adopted. The acquisition of the image was taken automatically for every 10 seconds. The data for radius and contact angle of droplets were acquired in real time from drop shape images with the general conic section method (tangent method 1, Krüss DSA25).

Substrate preparation. To rule out the substrate variability, the glass wafer (i-Nexus) was immersed into 1 wt% fluoroalkylsilane (FAS-17, purchased from Tokyo Chemical Industry) ethanol solution for 24 hours, dried at 120°C for 2 hours, and sonicated in ethanol for 10 minutes. Then, the initial contact angle of the substrate was controlled to be 91 ± 1 degrees for the $8\text{-}\mu\text{l}$ -volume pure water droplet.

References

1. Erbil, H. Y. Evaporation of pure liquid sessile and spherical suspended drops: a review. *Adv. Colloid Interface Sci.* **170**, 67–86 (2012).
2. Deegan, R. D. *et al.* Capillary flow as the cause of ring stains from dried liquid drops. *Nature* **389**, 827–829 (1997).
3. Du, X. & Deegan, R. D. Ring formation on an inclined surface. *J. Fluid Mech.* **775**, R3 (2015).
4. Nguyen, T. A. H. & Nguyen, A. V. On the lifetime of evaporating sessile droplets. *Langmuir* **28**, 1924–1930 (2012).
5. Nguyen, T. A. H. & Nguyen, A. V. Increased evaporation kinetics of sessile droplets by using nanoparticles. *Langmuir* **28**, 16725–16728 (2012).
6. Nguyen, T. A. H. *et al.* Theoretical and experimental analysis of droplet evaporation on solid surfaces. *Chem. Eng. Sci.* **69**, 522–529 (2012).
7. Orejon, D., Shanahan, M. E. R., Takata, Y. & Sefiane, K. Kinetics of evaporation of pinned nanofluid volatile droplets at subatmospheric pressures. *Langmuir* **32**, 5812–5820 (2016).
8. Carrier, O. *et al.* Evaporation of water: evaporation rate and collective effects. *J. Fluid Mech.* **798**, 774–786 (2016).
9. Deegan, R. D. *et al.* Contact line deposits in an evaporating drop. *Phys. Rev. E* **62**, 756 (2000).
10. Hu, H. & Larson, R. G. Evaporation of a sessile droplet on a substrate. *J. Phys. Chem. B* **106**, 1334–1344 (2002).
11. Berejnov, V. & Thorne, R. E. Effect of transient pinning on stability of drops sitting on an inclined plane. *Phys. Rev. E* **75**, 066308 (2007).
12. Gao, L. & McCarthy, T. J. Contact angle hysteresis explained. *Langmuir* **22**, 6234–6237 (2006).
13. Hong, S. J., Chang, C. C., Chou, T. H., Sheng, Y. J. & Tsao, H. K. A drop pinned by a designed patch on a tilted superhydrophobic surface: mimicking desert beetle. *J. Phys. Chem. C* **116**, 26487–26495 (2012).
14. Musterd, M., van Steijn, V., Kleijn, C. R. & Kreutzer, M. T. Droplets on inclined plates: local and global hysteresis of pinned capillary surfaces. *Phys. Rev. Lett.* **113**, 066104 (2014).
15. de Gennes, P. G. Wetting: statics and dynamics. *Rev. Mod. Phys.* **57**, 827–863 (1985).
16. Dimitrakopoulos, P. & Higdon, J. J. L. On the gravitational displacement of three-dimensional fluid droplets from inclined solid surfaces. *J. Fluid Mech.* **395**, 181209 (1999).
17. Ravi Annapragada, S., Murthy, J. Y. & Garimella, S. V. Droplet retention on an incline. *Int. J. Heat Mass Transf.* **55**, 1457–1465 (2012).
18. Ravi Annapragada, S., Murthy, J. Y. & Garimella, S. V. Prediction of droplet dynamics on an incline. *Int. J. Heat Mass Transf.* **55**, 1466–1474 (2012).
19. Varilly, P. & Chandler, D. Water evaporation: a transition path sampling study. *J. Phys. Chem. B* **117**, 1419–1428 (2013).

20. Nagata, Y., Usui, K. & Bonn, M. Molecular mechanism of water evaporation. *Phys. Rev. Lett.* **115**, 236102 (2015).
21. Bommer, S. *et al.* Depinning of drops on inclined smooth and topographic surfaces: experimental and lattice Boltzmann model study. *Langmuir* **30**, 11086–11095 (2014).
22. Espin, L. & Kumar, S. Sagging of evaporating droplets of colloidal suspensions on inclined substrates. *Langmuir* **30**, 11966–11974 (2014).
23. Zhang, L., Wu, J., Hedhili, M. N., Yang, X. & Wang, P. Inkjet printing for direct micropatterning of a superhydrophobic surface: toward biomimetic fog harvesting surfaces. *J. Mater. Chem. A* **3**, 2844–2852 (2015).
24. Hwang, I. G., Kim, J. Y. & Weon, B. M. Droplet evaporation with complexity of evaporation modes. *Appl. Phys. Lett.* **110**, doi: 10.1063/1.4974292 (2017).
25. Erbil, H. Y., McHale, G. & Newton, M. I. Drop evaporation on solid surfaces: constant contact angle mode. *Langmuir* **18**, 2636–2641 (1997).
26. Picknett, R. G. & Bexon, R. The evaporation of sessile or pendant drops in still air. *J. Colloid Interface Sci.* **61**, 336–350 (1977).
27. Rowan, S. M., Newton, M. I. & McHale, G. Evaporation of microdroplets and the wetting of solid surfaces. *J. Phys. Chem.* **99**, 13268–13271 (1995).
28. Bourges-Monnier, C. & Shanahan, M. E. R. Influence of evaporation on contact angle. *Langmuir* **11**, 2820–2829 (1995).
29. Cho, K. *et al.* Low internal pressure in femtoliter water capillary bridges reduces evaporation rates. *Sci. Rep.* **6**, 22232 (2016).
30. Weon, B. M., Je, J. H. & Poulard, C. Convection-enhanced water evaporation. *AIP Advances* **1**, 012102 (2011).
31. Shahidzadeh-Bonn, N., Rafai, S., Azouni, A. & Bonn, D. Evaporating droplets. *J. Fluid Mech.* **549**, 307–313 (2006).
32. de Gennes, P. G., Brochard-Wyart, F. & Quéré, D. *Capillarity and Wetting Phenomena: Drops, Bubbles, Pearls, Waves* (Springer, Verlag New York, 2004).
33. Bikerman, J. J. Sliding of drops from surfaces of different roughness. *J. Colloid Sci.* **5**, 349–359 (1950).
34. Furmidge, C. G. L. Studies at phase interfaces, I. The sliding of liquid drops on solid surfaces and a theory for spray retention. *J. Colloid Sci.* **17**, 309–324 (1962).
35. Dussan V., E. B. & Chow, R. T.-P. On the ability of drops or bubbles to stick to non-horizontal surfaces of solids. *J. Fluid Mech.* **137**, 1–29 (1983).
36. Quéré, D., Azzopardi, M.-J. & Delattre, L. Drops at rest on a tilted plane. *Langmuir* **14**, 2213–2216 (1998).
37. Sefiane, K. Effect of nonionic surfactant on wetting behavior of an evaporating drop under a reduced pressure environment. *J. Colloid Interface Sci.* **272**, 411–419 (2004).
38. Le Grand, N., Daerr, A. & Limat, L. Shape and motion of drops sliding down an inclined plane. *J. Fluid Mech.* **541**, 293315 (2005).
39. Thampi, S. P. & Govindarajan, R. Minimum energy shapes of one-side-pinned static drops on inclined surfaces. *Phys. Rev. E* **84**, 046304 (2011).

Acknowledgements

This research was supported by Basic Science Research Program through the National Research Foundation of Korea (NRF) funded by the Ministry of Education (NRF-2016R1D1A1B01007133).

Author Contributions

B.M.W. supervised the research. J.Y.K. and B.M.W. designed the research. J.Y.K. and I.G.H. equally conducted the evaporation experiments and analyzed the data. All authors discussed the results and wrote the manuscript.

Additional Information

Competing financial interests: The authors declare no competing financial interests.

How to cite this article: Kim, J. Y. *et al.* Evaporation of inclined water droplets. *Sci. Rep.* **7**, 42848; doi: 10.1038/srep42848 (2017).

Publisher's note: Springer Nature remains neutral with regard to jurisdictional claims in published maps and institutional affiliations.



This work is licensed under a Creative Commons Attribution 4.0 International License. The images or other third party material in this article are included in the article's Creative Commons license, unless indicated otherwise in the credit line; if the material is not included under the Creative Commons license, users will need to obtain permission from the license holder to reproduce the material. To view a copy of this license, visit <http://creativecommons.org/licenses/by/4.0/>

© The Author(s) 2017