

Manufacture of Functional Yogurt supplemented with Crude Materials extracted from *Kaempferia parviflora*

†Soo-Hyun Kang¹, †Soo-Ki Kim¹, †Dong-Hyeon Kim², Hong-Seok Kim²,
Soo-Kyung Lee², *Kwang-Young Song², Jin-Hyuk Yim², Young-Ji Kim²,
Il-Byung Kang², †Dana Jeong², Jin-Hyeong Park², Ho-Seok Jang²,
†Jung-Whan Chon^{2,3}, †Hyunsook Kim⁴ and †Kun-Ho Seo²

¹Dept. of Animal Science and Technology, Konkuk University, Seoul, Korea

²Center for One Health, College of Veterinary Medicine, Konkuk University, Seoul, Korea.

³National Center for Toxicological Research, US Food and Drug Administration, Jefferson, USA

⁴Dept. of Food & Nutrition, College of Human Ecology, Hanyang University, Seoul, Korea

Abstract

Kaempferia parviflora (Krachaidam, Zingiberaceae) is used as a traditional Thai medicine for treating various ailments, including allergy, fatigue, sexual dysfunction, and ulcer. Moreover, it is also used to promote longevity and as a nerve tonic. The aim of this study was to develop functional yoghurt containing *Kaempferia parviflora* and to examine the physicochemical characteristics of yoghurt supplemented with different concentration of *K. parviflora*. To this end, we examined the pH and sensory evaluation of yoghurt containing *K. parviflora*. The pH of this yoghurt decreased whereas the TA increased with incubation time (up to 5 h) without altering the amounts of *K. parviflora* added. In the sensory evaluation, the taste, flavor, color, and overall acceptability decreased in proportion to the amount of *K. parviflora* added. Among the experimental group, high scores were achieved by yoghurt containing 1% *K. parviflora* compared with that by the control group. We conclude there is an urgent need for additional research on the production of this multi-functional yogurt (with properties including anti-obesity and anti-inflammatory), using an optimum concentration of *K. Parviflora*.

Keywords

functional yoghurt, sensory evaluation, *Kaempferia parviflorar*, lactic acid bacteria

Introduction

With a variety of probiotics as lactic acid bacteria, yoghurt is well received by consumers, and traditional yoghurt is a fermented milk product obtained through lactic fermentation of milk (Yang *et al.*, 2014). Furthermore, because of its high digestibility, bioavailability, and proteolytic activities, yoghurt is a widely consumed functional food with the effect of improving lactose ingestion and blood glucose management, of strengthening the immune system, of having potential health benefits in allergies, colon cancer, inflammatory bowel disease, and of helping relieve constipation and diarrhea (Yadav *et al.*, 2007; Shabboo and Ahmad, 2011; Yu *et al.*, 2014). Studies conducted to date details are as follows: (1) to improve the functional yoghurt with bioactivity, (2) to prompt the anti-cancer effect (using cultured ginseng, dietary fiber, micronutrients, etc) and anti-inflammation effect (using black garlic, Chinese herb, green tea powder, isoflavone, omega-3 polyunsaturated fatty acids, vitamin D, etc) (Lee and Paek, 2003;

Received: July 05, 2016

Revised: July 28, 2016

Accepted: July 31, 2016

†These authors contributed equally to this study.

*Corresponding author :
Kwang-Young Song, Center for One Health, College of Veterinary Medicine, Konkuk University, Seoul 05029, Korea. Tel : +82-2-450-4121, Fax : +82-2-3436-4128, E-mail : drkysong@gmail.com

Jung and Park, 2005; Cavallini *et al.*, 2009; McCowen *et al.*, 2010; Shin *et al.*, 2010; Shab-Bidar *et al.*, 2011; Min *et al.*, 2012; Damian, 2013; Sazawal *et al.*, 2013). Hence, recently, the study of multi-functional yogurt using various natural materials has been actively conducted.

Furthermore, according to a recently report, the saponin's contents of black ginger (Black Galangal or Krachaidam in Thai *Kaempferia parviflora*) were higher than others (Trisomboon, 2009; Mekjaruskul *et al.*, 2012). Hence, using the black ginger, lot of interest in functional food production has been rising. The availability of black ginger is shown in Table 1.

Kaempferia parviflora Wall. ex Baker (local name, Krachaidam, a plant in the family of Zingiberaceae) has been long term used in Thai traditional medicine (Mekjaruskul *et al.*, 2012; Wattanathorn *et al.*, 2012). Components of *Kaempferia parviflora* can be found in traditional medicine products, such as pill and alcohol extract solution dosage forms (Wattanathorn *et al.*, 2012). They are also available as tea and wine products. Until now, several pharmacological responses to *Kaempferia parviflora* and its components have been claimed, including aphrodisiac, anti-peptic ulcer, anti-inflammatory, anti-allergenic, anti-mutagenic, anti-depressive, anti-microbial, anti-cholinesterase, anti-cancer, cardioprotective, and anti-obesity activity (Sutthanut *et al.*, 2007; Spencer, 2009; Mekjaruskul *et al.*, 2012; Wattanathorn *et al.*, 2012). Also, it has been reported that alcoholic extract of *Kaempferia parviflora* rhizomes contained numerous flavonoids which previously reported to possess anti-oxidant activity, neuroprotective

and cognitive enhancing effects (Sutthanut *et al.*, 2007; Spencer, 2009; Mekjaruskul *et al.*, 2012). Recent finding showed that the alcoholic extract of *Kaempferia parviflora* rhizome could mitigate depression-like behavior in aged rats (Wattanathorn *et al.*, 2007). In addition, inhibition of P-glycoprotein function and multidrug resistance-associated protein by *Kaempferia parviflora* have been demonstrated (Mekjaruskul *et al.*, 2012; Wattanathorn *et al.*, 2012).

Therefore, the purpose of this study was to manufacture the functionally yoghurt added with *Kaempferia parviflora* for improving palatability as new concept of functional yoghurt. So, among various components of yoghurt, pH and sensory evaluations of the functional yoghurt added with *Kaempferia parviflora* made in this experiment was analyzed.

Materials and Methods

1. Crude ingredients extracted from *Kaempferia parviflora*

Kaempferia parviflora were donated from Department of Animal Science & Technology, College of Animal Bioscience & Technology, Konkuk University in Seoul, Korea. The dried plant rhizome powder was macerated in 95% ethanol for 48 hours with occasionally stirring at room temperature. And then, the soluble ingredients were concentrated by rotary evaporator (RE801C-W, Yamato, Japan) at 50°C until dryness. The yields were obtained for ethanol extraction type. The stock solutions were filtrated through 0.2 mm Millipore and stored at -20°C before use.

Table 1. Black ginger (Krachaidam in Thai *Kaempferia parviflora*) is an herbaceous plant belonging to the Zingiberaceae family, and it has traditionally been used as a health promoting, stimulating and vitalizing agent, since ancient times

Black ginger	Various benefits for human health
Krachaidam in Thai <i>Kaempferia parviflora</i> belonging to the Zingiberaceae family	<ul style="list-style-type: none"> • Adaptogenic activity • Anti-allergic activity • Anti-gastric ulcer effect • Anti-inflammatory • Anticholinesterase activity (prevent and cure Alzheimer's disease) • Antiobesity effects • Antiplasmodial, antifungal and mild antimycobacterial • Anxiolytic and antidepressant effects • Aphrodisiac activity (enhance sexual desire, sexual motivation and sexual performance) • Excellent antioxidant • Increasing sperm density and increasing condensation of lysosome in the basal part of Sertoli cells

Source : Trisomboon, 2009; Mekjaruskul *et al.*, 2012; Wattanathorn *et al.*, 2012

2. Preparation of functional yoghurt added with *Kaempferia parviflora*

Fermented or non-fermented red peppers was added to milk at concentrations of 0-0.1% and homogenized (Homogenizer T 25, Janke and Kunkel type, Ika, Staufen, Germany). *Streptococcus thermophilus*, *Lactobacillus delbrueckii* ssp. *bulgaricus*, *Lactobacillus acidophilus*, and *Bifidobacterium animalis* ssp. *Lactis* (Lyofast YAB 450 AB, Sacco srl., Codaragok, Italy) were inoculated as detailed in Fig. 1 and fermented for 5 h. The yoghurt was stored at 4°C for 24 h.

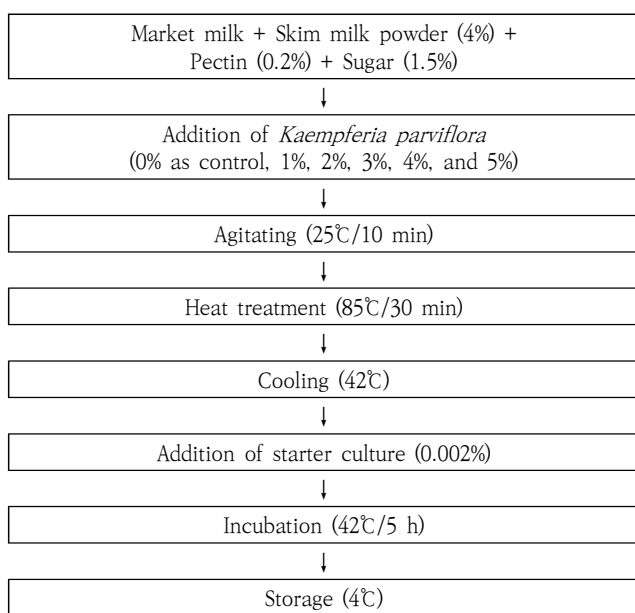


Fig. 1. Procedure for the manufacture of functional yoghurt added with *Kaempferia parviflora*

3. pH analysis of the functional yoghurt added with *Kaempferia parviflora*

The pH of the homogenized yoghurt was determined using a digital pH meter (Orion Star A211, USA).

4. Sensory analysis of the functional yoghurt added with *Kaempferia parviflora*

Sensory analyses were carried out by 5 trained assessors between 20 and 40 years of age. The samples were coded with three digit numbers and randomly served at 7 to 10°C in plastic cups (10 mL). The assessors completed a test assessment form to compare the five sensory attributes (taste,

flavor, appearance, and overall acceptability) by using a five-point hedonic scale (1, extremely poor; 2, poor; 3, fair; 4, good; 5, excellent). More details please refer to Table 2.

5. Statistical analysis

Three separate experiments with duplicate assays were performed. Data were expressed as means. Statistical analysis was performed using one-way analysis of variance (ANOVA; GraphPad Prism 5, USA) followed by Duncan's post hoc test for mean comparison. Statistical significance was established as $p < 0.05$.

Results and Discussion

1. The pH of functional yoghurt added with *Kaempferia parviflora*

The pH of yoghurt prepared with 0 to 5% *Kaempferia parviflora* are shown in Fig. 2.

The pH was decreased to around 4.3 after the fermentation of yoghurt mixture. The pH value of yoghurt added with *Kaempferia parviflora* (1% to 5%) showed similar to that of yoghurt added with *Kaempferia parviflora* (0% as control) (Fig. 2). While, The TA contents of yoghurt added with *Kaempferia parviflora* (1% to 5%) showed similar to that of yoghurt added with *Kaempferia parviflora* (0% as control) (Data not shown). There's no significant difference among these 5 groups including control group in pH and TA. In general, TA is high depending on the decrease of pH. Namely, the results of this experiment showed a similar trend

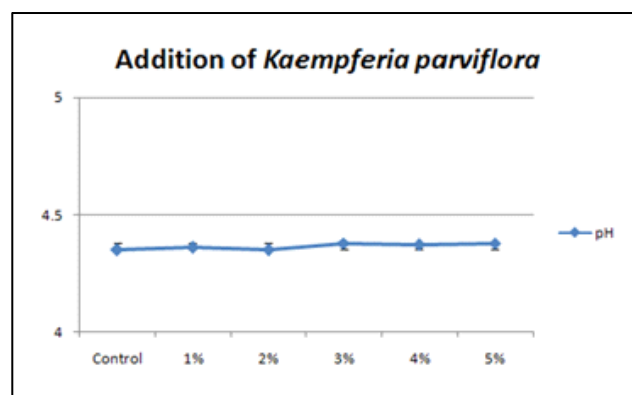


Fig. 2. Changes in pH of functional yoghurt added with *Kaempferia parviflora*

with the results of other experiments (Yu *et al.*, 2014).

2. The sensory evaluations of functional yoghurt added with *Kaempferia parviflora*

The sensory properties of the yoghurt were evaluated by 5 trained panels of ages 20 to 40 years, and the results are summarized in Table 2.

The yoghurt was prepared with *Kaempferia parviflora* at concentrations of 0 to 5%. The taste scores for yoghurt with *Kaempferia parviflora* (1% to 5%) ranged from 4.5 points to 1 point, which were lower than those for yoghurt added with *Kaempferia parviflora* (0% as control) (5 points). The flavor score of yoghurt with *Kaempferia parviflora* (1% to 5%) ranged from 4.5 points to 1.5 point, whereas that of yoghurt added with *Kaempferia parviflora* (0% as control) showed 5 points. The color value of yoghurt with *Kaempferia parviflora* (1% to 5%) ranged from 4.5 points to 1 point, which was comparable to that of yoghurt added with *Kaempferia parviflora* (0% as control) showed 5 points. The overall acceptability decreased with increasing amounts of added *Kaempferia parviflora*. Among the experimental group, high scores were received by *Kaempferia parviflora*-containing yoghurt with 1% compared with the control group. Summarizing the results, the taste, flavor, color, and overall acceptability decreased in proportion to the added amount of *Kaempferia parviflora*. When compared to other similar studies, according to the report of Chun and Chung (2011), for applying ginger to processed foods with improving health and decreasing its pungent odor, fermented gingers were prepared using lactic acid bacteria from Kimchi, dairy products, etc. The plain yoghurt added with dried ginger or fermented ginger was manufactured and then the chemical and sensory properties

were investigated. The results showed the less tasty and lowered the overall acceptability of yogurt compared with the control group (Chun and Chung, 2011). Hence, future research to reduce the pungent odor of ginger will be continued.

And Ban *et al.* (2010) reported that black ginger were obtained from steaming and drying process so as to provide the various functional properties, and it was performed to investigate the optimum processing conditions for black ginger with high content of biologically active substance such as anti-oxidations. The optimum steaming condition was determined 6 hours at 93.2°C, and 82.7 mg/L DPPH(2,2-diphenyl-1-picrylhydrazyl) scavenging activities was obtained at this condition using response surface methodology. Also the optimization of mixture ratio was made by statistical modeling using DPPH scavenging activities and sensory properties which are the important target constraints in drink, since the response trace plot revealed that antiradical activity, sensory properties and total flavonoids were quite sensitive to the drink blending (Ban *et al.*, 2010). Therefore, research is need to investigate the optimum conditions of getting maximum anti-oxidant during manufacture of yogurt.

Based on the result of the experiment, the future will have to be in progress antioxidant study. The reason for this is as follows: The addition of *Kaempferia parviflora* in yoghurt could improve the functional properties such as antioxidant activity as well as the sensory characteristics of yoghurt. In general, *Kaempferia parviflora* was recognized as the active ingredients. The methoxyflavones (flavones with methoxy groups attached to them) were seen as the main compounds, with the three known as methoxyflavonoids 5,7-dimethoxyflavone (DMF), 5,7,4'-trimethoxyflavone (TMF), and 3,5,7,3',4'-pentamethoxyflavone (PMF) being most commonly researched.

Table 2. Sensory evaluations of functional yoghurt added with *Kaempferia parviflora*

Attributes	Addition of <i>Kaempferia parviflora</i> (%)						A five-point hedonic scale
	0 (Control)	1	2	3	4	5	
							1, extremely poor; 2, poor; 3, fair; 4, good; 5, excellent
Color	5	5	3.5	2	1.5	1	The higher the intensity of the purple color, the lower the score
Flavor	5	5	3	2.5	2	1	The lower the intensity of yoghurt's aroma, the lower the score
Taste	5	4.5	2.5	2	1	1	The higher the intensity of the bitterness, the lower the score
Overall acceptability	5 ^a	4.8 ^a	3 ^b	2.2 ^c	1.5 ^d	1e	The higher the total score, the higher overall acceptability

All points are expressed as means of duplicate determinations.

Within a row, means with different superscripts are significantly different ($p < 0.05$).

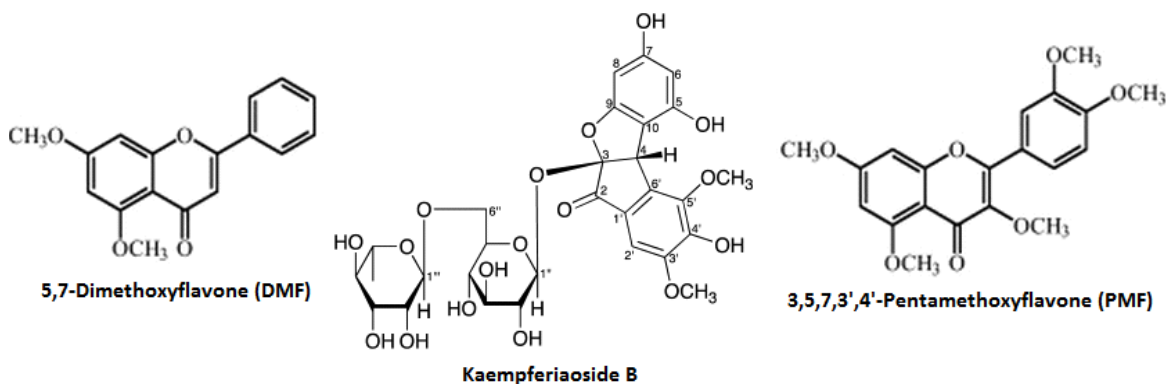


Fig. 3. DMF, TMF, and PMF from *Kaempferia parviflora*
Source : Horikawa *et al.*, 2012

Kaempferia parviflora also appeared to take standard bioflavonoid compounds and add either methoxy or methyl groups to their structures (Mekjaruskul *et al.*, 2012) (Fig. 3). According to the report of Malakul *et al.* (2011), antioxidant effects are also attributed to methoxyflavones which have shown benefit in diabetic rats (high oxidant stress in endothelium) at an oral intake of 100 mg/kg bodyweight; in this study which confirmed a DMF content, the supplemental *Kaempferia* almost normalized superoxide production (and indirectly preserved Nitric Oxide levels) in diabetic mice without influencing control mice.

Therefore, there is an urgent need for more additional research on manufacture of the multi-functional yogurt (ex. anti-obesity, and anti-inflammatory, etc) using *Kaempferia parviflora* based on a variety of previous studies. Also, the further study should be conducted in order to maximize the effectiveness of *Kaempferia parviflora* using by lactic acid bacteria with the excellent bioactive activity (ex. LAB isolated from Kefir and so on).

In conclusion, the addition of yoghurt with *Kaempferia parviflora* (1% to 5%) resulted in increased titratable acidity and decreased pH. In sensory evaluation, yoghurt containing 1% concentration of *Kaempferia parviflora* received higher scores for taste, flavor, and overall acceptability. Furthermore, in the future, although the amount added is less than 1%, it is shown to make sure that the same functions and results of this experiment.

Acknowledgements

This work was supported by the National Research Foundation of Korea (NRF) grant funded by the Korea government (MSIP) (No. 2015R1A2A2A01005017).

Disclaimer: The views expressed herein do not necessarily reflect those of the US Food and Drug Administration or the US Department of Health and Human Services.

References

- Ban, Y. J., Baik, M. Y., Hahm, Y. T., Kim, H. K. and Kim B. Y. 2010. Optimization of processing conditions for making a black ginger and design mixture for black ginger drinks. *Food Engineering Progress* 14:112-117.
- Cavallini, D. C., Aballa, D. S., Vendramini, R. C., Bedani, R., Bomdespacho, L. Q. and Rossi, E. A. 2009. Effects of isoflavone-supplemented soy yoghurt on lipid parameters and atherosclerosis development in hypercholesterolemic rabbits: A randomized double-blind study. *Lipid Health Dis.* 8:40-49.
- Chun, Y. G. and Chung, H. Y. 2011. Quality properties of fermented gingers. *Korean J. Food Sci. Technol.* 43: 249-254.
- Damian, C. 2013. Influence of dietary fiber addition on some properties of yoghurt. *Ovidius University Annals of Chemistry* 24:17-20.
- Horikawa, T., Shimada, T., Okabe, Y., Kinoshita, K., Koyama, K., Miyamoto, K. I., Ichinose, K., Takahashi, K. and Aburada, M. 2012. Polymethoxyflavonoids from *Kaempferia parviflora* induce adipogenesis on 3T3-L1 preadipocytes by regulating

- transcription factors at an early stage of differentiation. *Biol. Pharm. Bull.* 35:686-692.
6. Jung, D. A. and Park, S. I. 2005. Preparation of drinkable yoghurt added with green tea powder. *Korean J. Food Nutr.* 18:349-356.
 7. Lee, I. S. and Paek, K. Y. 2003. Preparation and quality characteristics of yoghurt added with cultured ginseng. *Korean J. Food Sci. Technol.* 35:235-241.
 8. Malakul, W., Ingkaninan, K., Sawasdee, P. and Woodman, O. L. 2011. Effects of *Kaempferia parviflora* Wall. Ex Baker on endothelial dysfunction in streptozotocin-induced diabetic rats. *J. Ethnopharmacol.* 137:184-191.
 9. McCowen, K. C., Ling, P. R., Decker, E., Djorjevic, D., Roberts, R. F. and Bistrrian, B. R. 2010. A simple method of supplementation of omega-3 polyunsaturated fatty acids: Use of fortified yoghurt in healthy volunteers. *Nutr. Clin. Pract.* 25:641-645.
 10. Mekjaruskul, C., Jay, M. and Sripanidkulchai, B. 2012. Pharmacokinetics, bioavailability, tissue distribution, excretion, and metabolite identification of methoxyflavones in *Kaempferia parviflora* extract in rats. *Drug Metab. Dispos.* 40:2342-2353.
 11. Min, Y. W., Park, S., Jang, Y. S., Rhee, P. L. and Chang, D. K. 2012. Effect of composite yoghurt enriched acacia fiber and *B. lactis*. *World J. Gastroenterol.* 18:4563-3569.
 12. Sazawal, S., Habib, A. A., Dhingra, U., Dutta, A., Dhingra, P., Sarkar, A. and Black, R. E. 2013. Impact of micronutrient fortified of yoghurt on micronutrient status markers and growth-a randomized double blind controlled trial among school children in Bangladesh. *BMC Public Health* 13: 514-525.
 13. Shab-Bidar, S., Neyestans, T. R., Djazayeng, A. and Haidari, H. 2011. Regular consumption of vitamin D-fortified yoghurt during (Doogh) improved endothelial biomarkers in subjects with type 2 diabetes: A randomized double-blind clinical trial. *BMC Med.* 9:125-132.
 14. Shaboo, A. and Ahmad, S. B. 2011. Changes in yoghurt fermentation characteristics, and antioxidant potential and *in vitro* inhibition of angiotensin-1 converting enzyme upon the inclusion of peppermint, dill and basil. *LWT-Food Sci. Technol.* 44:1458-1464.
 15. Shin, J. H., Kim, G. M., Kang, M. J., Yang, S. M. and Sung, N. J. 2010. Preparation and quality characteristics of yogurt with black garlic extracts. *Korean J. Food Cookery Sci.* 26:307-313.
 16. Spencer, J. P. 2009. Flavonoids and brain health: Multiple effects underpinned by common mechanisms. *Genes Nutr.* 4:243-50.
 17. Sutthanut, K., Sripanidkulchai, B., Yenjai, C. and Jay, M. 2007. Simultaneous identification and quantitation of 11 flavonoid constituents in *Kaempferia parviflora* by gas chromatography. *J. Chromatogr. A.* 1143:227-233.
 18. Trisomboon, H. 2009. *Kaempferia parviflora*, a Thai herbal plant, neither promote reproductive function nor increase libido via male hormone. *Thai J. Physiological Sci.* 21:83-86.
 19. Wattanathorn, J., Pangpookiew, P., Sripanidkulchai, K., Muchimapura, S., Sripanidkulchai, K. and Sripanidkulchai, B. 2012. Aprodisiac activity of *Kaempferia parviflora*. *Am. J. Agric. Biol. Sci.* 7:114-120.
 20. Wattanathorn, J., Pangpookiew, P., Sripanidkulchai, K., Muchimapura, S. and Sripanidkulchai, B. 2007. Evaluation of the anxiolytic and antidepressant effects of alcoholic extract of *Kaempferia parviflora* in aged rats. *Am. J. Agri. Biol. Sci.* 2:94-98.
 21. Yadav, H., Jain, S. and Sina, S. H. 2007. Antidiabetic effect of probiotic data containing *Lactobacillus acidophilus* and *Lactobacillus casei* in high fructose fed rats. *Nutrition* 23:62-68.
 22. Yang, X., Lu, Y. and Hu, G. 2014. Optimization of sweetener formulation in sugar-free yoghurt using response surface methodology. *CyTA-Journal of Food* 12:121-126.
 23. Yu, M. S., Kim, J. M., Lee, C. H., Son, Y. J. and Kim, S. K. 2014. Quality characteristics of stirred yoghurt added with fermented red pepper. *Korean J. Food Sci. An.* 34: 408-414.