

## Synthesis and Aggregation Behavior of Novel Tetrapyrazino-porphyrazine Derivatives Containing Morpholine and *tert*-Butyl Group

Jae-Yun Jaung,<sup>\*</sup> Song Hak Kim, Chun Keun Jang, Do Kyung Lee, and Seung Hwan Byun

Department of Fiber and Polymer Engineering, Hanyang University, Seoul 133-791, Korea. \*E-mail: jjy1004@hanyang.ac.kr  
Received July 23, 2008

**Key Words :** F<sup>-</sup> anion, Phthalocyanines, Spectral properties, Aggregation, Morpholine group

Aggregation is usually depicted as a coplanar association of rings progressing from monomer to dimer and higher order complexes. Tetrapyrazinoporphyrazine macrocycles tend towards higher aggregation compared to phthalocyanine molecules.<sup>1</sup> These problems are usually solved through introduction of optimal substituents onto the periphery of the tetrapyrazinoporphyrazine core that suppress the aggregation, which resulted in various applications such as chemical sensor,<sup>2</sup> catalyst,<sup>3</sup> etc.

2,3-Dicyanopyrazines for tetramerization (tetrapyrazinoporphyrazines) are usually built up through condensation of  $\alpha$ -diketones and diaminomaleonitrile, enabling peripheral substitutions typically not available for phthalocyanines.<sup>4</sup>

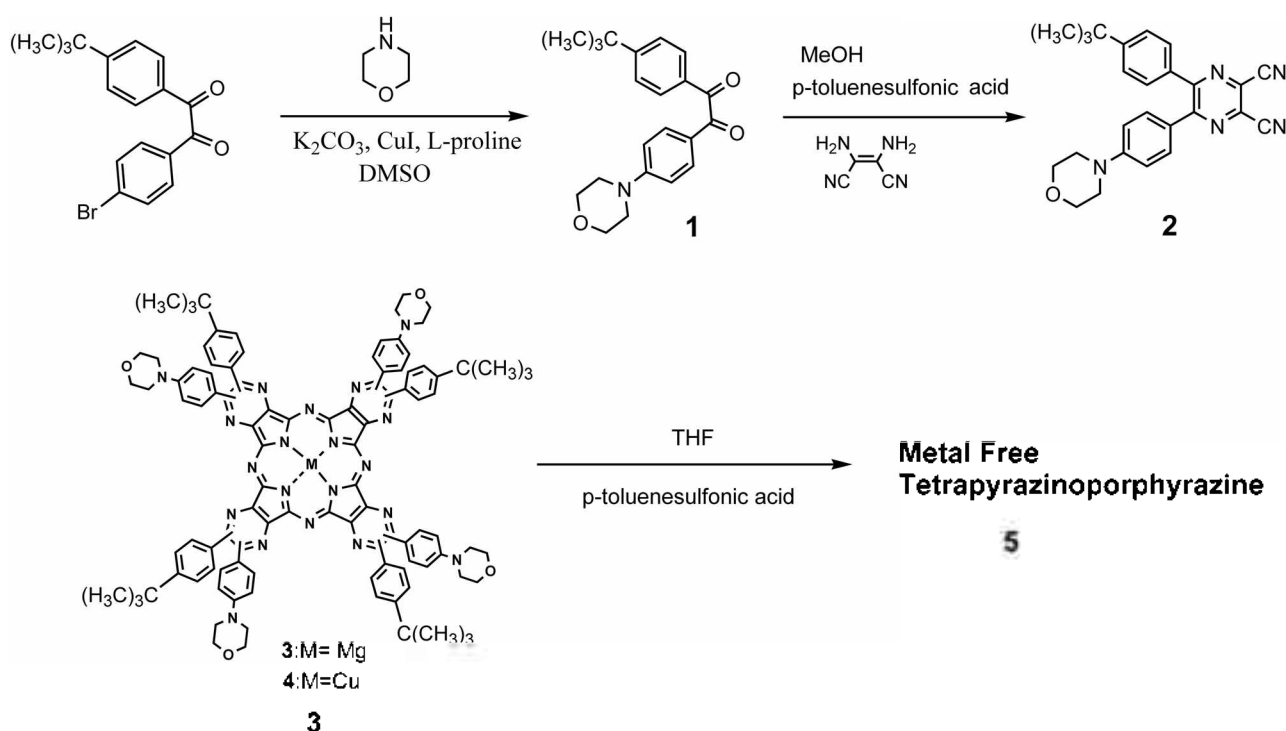
We have studied the syntheses of functional dye materials based on 2,3-dicyanopyrazine chromophores, and correlated their physical properties with structure.<sup>5</sup> In this paper, We designed and synthesized metal and metal-free tetrapyrazinoporphyrazines derived from 2,3-dicyanopyrazine derivatives.

The 1-(4-bromophenyl)-2-(4-*tert*-butylphenyl)ethan-1,2-

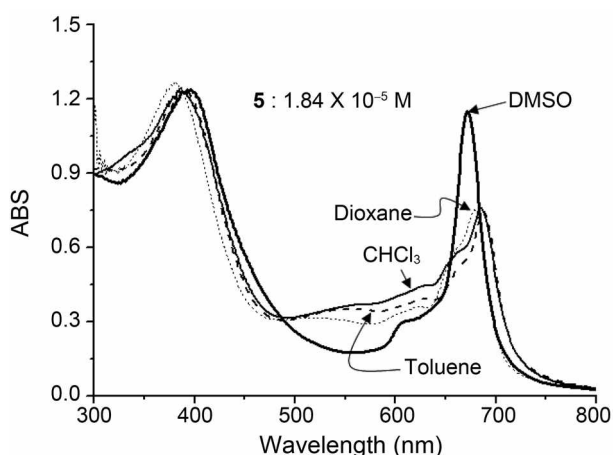
dione was synthesized by a method described in the literature.<sup>6</sup> Using L-proline as a promoter, the coupling of 1-(4-bromophenyl)-2-(4-*tert*-butylphenyl)ethan-1,2-dione with morpholine (1.5 eq) in DMSO gave 1-(4-morpholinophenyl)-2-(4-*tert*-butylphenyl)ethan-1,2-dione in 56% yield. The tetrapyrazinoporphyrazine precursor (**2**) was synthesized from reaction of the unsymmetrical  $\alpha$ -diketone (**1**) and 2,3-diaminomaleonitrile.<sup>7</sup>

Tetrapyrazinoporphyrazine magnesium complexes were synthesized from 2,3-dicyanopyrazine derivatives (**2**) using freshly prepared solutions of magnesium butoxide in *n*-butanol.<sup>8</sup> The corresponding metal-free derivatives were obtained by treatment with *p*-toluenesulfonic acid. Copper complexes were successfully synthesized using excess cuprous chloride and DBU (1,8-diazabicyclo[5,4,0]-7-undecene) as a catalyst in *o*-dichlorobenzene at reflux. The synthetic route of this work is summarized in Scheme 1.

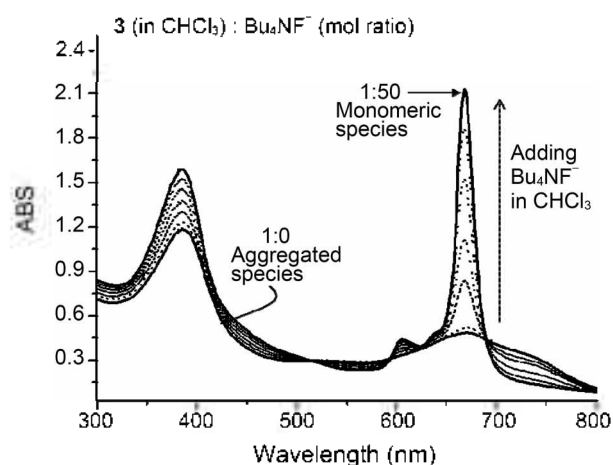
The ground state electronic spectra of the metal complexes showed characteristic absorption in the Q-band region at 665 nm for **3** and 669 nm for **4**.<sup>9</sup> The metal-free phthalocyanine



Scheme 1. Reaction routes of tetrapyrazinoporphyrazine derivatives.



**Figure 1.** Absorption spectra of **5** in DMSO,  $\text{CHCl}_3$ , Toluene, and 1,4-dioxane.



**Figure 2.** UV-visible absorption spectral change upon adding TBAF to **3** ( $1.84 \times 10^{-5}$  M).

gives a doublet ( $Q_x/Q_y$ ) with Q-bands as a result of the  $D_{2h}$  symmetry.<sup>10</sup> However, the absorption spectra of **5** did not show split  $Q_x/Q_y$  bands, as shown in Figure 1, due to the electronic coupling between a pair (or more) of porphyrine units.<sup>11</sup>

There has been a great deal of research focusing on the optical sensitivity of phthalocyanines due to their acidic and basic properties. The synthesized products also experienced an anion effect, especially with the  $\text{F}^-$  anion, which was added to the non-aqueous solvents in the form of a tetra-*n*-butylammonium salt. Strictly speaking, it either forms  $\text{F}^-$ -coordinated complexes<sup>12</sup> or causes deprotonation of the proton on the pyrrole group of metal-free phthalocyanines.<sup>13</sup> In our case, Figure 3 showed the UV-visible spectral changes of **3** upon adding tetrabutylammonium fluoride monohydrate (TBAF). The spectra showed a sharp peak in the Q-band and molar absorptivity was higher than that for the initial solution.

**Acknowledgments.** This study was supported by a grant

from the Fundamental R&D Program (M200701004) for Core Technology of Materials funded by the Ministry of Commerce, Industry and Energy, and a grant No. R01-2006-000-10489-0 from the Basic Research Program of the Korea Science and Engineering Foundation and BK21 project in South of Korea.

## References

- Enkelkamp, H.; Nolte, R. J. M. *J. Porphyrins Phthalocyanines* **2000**, *4*, 454.
- Baik, B. Y.; Kwag, G.; Kim, S. *Bull. Korean Chem. Soc.* **2006**, *27*(2), 329.
- Rajajopal, G.; Kim, S. S.; Kwak, J. M. *Bull. Korean Chem. Soc.* **2006**, *27*(11), 1907.
- (a) Dini, D.; Hanack, M.; Meneghetti, M. *J. Phys. Chem. B* **2005**, *109*, 12691. (b) Dini, D.; Hanack, M.; Egelhaaf, H.; Sancha-Garcia, J. C.; Cornil, J. *J. Phys. Chem. B* **2005**, *109*, 5425. (c) Donzello, M. P.; Ou, Z.; Monacelli, F.; Ricciardi, G.; Rizzoli, C.; Ercolani, C.; Kadish, K. M. *Inorg. Chem.* **2005**, *44*, 9862.
- (a) Lee, B. H.; Jaung, J. Y. *Dyes and Pigments* **2003**, *59*(2), 135. (b) Jaung, J. Y. *Bull. Kor. Chem. Soc.* **2004**, *25*(10), 1453. (c) Jaung, J. Y. *Dyes and Pigments* **2007**, *75*(2), 420.
- Lee, B. H.; Jaung, J. Y.; Jang, S. C.; Yi, S. C. *Dyes and Pigments* **2005**, *65*, 159.
- 1-(4-*tert*-Butylphenyl)-6-(4-morpholinophenyl)pyrazine-2,3-dicarbonitrile (**2**): A solution of diketone (**1**) (1.0 g, 2.845 mmol), 2,3-diaminomaleonitrile (0.34 g, 3.186 mmol) and a small amount of *p*-toluenesulfonic acid as catalyst in methanol (10 mL) was refluxed for 2 hr. The precipitate was filtered off and washed with methanol. The crude product was purified by column chromatography over silica gel with ethyl acetate:*n*-hexane (1:3) as eluent. Yield: 0.87 g (73%) as orange color powder, m.p.: 183–186 °C; IR (KBr pellet):  $\nu(\text{cm}^{-1})$  2232 (CN);  $^1\text{H-NMR}$  (300 MHz,  $\text{CDCl}_3$ )  $\delta$ : 1.33 (s,  $-\text{C}(\text{CH}_3)_3$ , 9 protons), 3.26–3.29 (t,  $\text{CH}_2$ ,  $J = 4.8$  Hz, 4 protons), 3.83–3.86 (t,  $\text{CH}_2$ ,  $J = 5.1$  Hz, 4 protons), 6.79 (d, Ar-H,  $J = 9$  Hz, 2 protons), 7.40 (d, Ar-H,  $J = 8.7$  Hz, 2 protons), 7.55 (d, Ar-H,  $J = 8.7$  Hz, 4 protons); Elemental Anal. Calcd. For  $\text{C}_{25}\text{H}_{25}\text{N}_5\text{O}$ : C, 73.74; H, 5.95; N, 16.54. Found: C, 73.52; H, 5.80; N, 16.65.
- Porphyrazine magnesium complex (**3**): Absolute *n*-butanol was refluxed with magnesium (0.15 g, 6.17 mmol) and a small crystal of iodine for 4 hr, and then **2** (0.8 g, 1.54 mmol) was added and refluxing continued for next 3 hr. Aqueous acetic acid (50% (v/v), 50 mL) was added after evaporation of the solvent, and the suspension was stirred for 30 min. Dark solid was filtered and washed with aqueous acetic acid, water and methanol. Crude **3** was purified by column chromatography over silica gel with chloroform:methanol (50:1) as eluent. Yield 0.25 g (38%) as dark green powder, m.p. > 300 °C;  $^1\text{H-NMR}$  (300 MHz,  $\text{CDCl}_3$ )  $\delta$ : 1.53 (broad s,  $-\text{C}(\text{CH}_3)_3$ , 36 protons), 3.06–4.27 (m,  $\text{CH}_2$ , 32 protons), 7.06 (broad s, Ar-H, 8 protons), 7.61–8.16 (broad m, Ar-H, 24 protons); Elemental Anal. Calcd. For  $\text{C}_{104}\text{H}_{100}\text{MgN}_{20}\text{O}_4$ : C, 72.69; H, 5.87; N, 16.30. Found: C, 72.57; H, 5.71; N, 16.07; MALDI-TOF-MS spectra:  $m/z$  1718.8 (calcd. 1718.34).
- Piechocki, C.; Simon, J.; Skoulios, A.; Cuillon, D.; Weber, P. *J. Am. Chem. Soc.* **1982**, *104*, 5245.
- Stillman, M. J.; Nyokong, T. In *Phthalocyanines: Properties and Applications*; Leznoff, C. C.; Lever, A. B. P., Eds.; VCH: New York, 1989; Vol 1, chapter 3.
- Mizuguchi, J.; Rihs, G.; Karfunkel, H. R. *J. Phys. Chem.* **1985**, *99*(44), 16217.
- Ou, Z.; Shen, J.; Kadish, K. M. *Inorg. Chem.* **2006**, *45*, 9569.
- Weitman, H.; Schatz, S.; Gottlieb, H. E.; Kobayashi, N.; Ehrenberg, B. *Photochemistry and Photobiology* **2001**, *73*(5), 473.